

BLUE AND GOLD BANQUET

INTRODUCTION

The Boy Scouts of America was incorporated on February 8, 1910, and Cub Scouts were organized 20 years later, in 1930. February is also the birth month of Lord Baden-Powell, Scouting's founder. The pack celebration gets its name from the Cub Scout colors of blue and gold. Similar celebrations are held in Cub Scout packs all over the nation during February celebrating Scouting's birthday.

STEPS TO PLANNING A BLUE AND GOLD BANQUET

Having a successful banquet takes good advance planning. This will enable the committees to complete their assigned tasks without that last minute panicky what-have-we-forgotten feeling. When planning, consider the following questions:

- *When will we have the banquet?
- *Where will we have the banquet?
- *What type of food arrangements will we have?
- *Who's invited?
- *What kind of program and entertainment?

Beginning as early as September the pack should select a banquet committee chairman who should assemble 2 or 3 other people to serve on this committee. Use as many parents as possible to leave the den leaders free to work with their dens on their decorations and program responsibilities.

1. Select date, time, and place.
 - A. The banquet often takes the place of the February pack meeting, but it is not necessarily held on the regular pack meeting date. Consider the length of the meal and program, homework, and bedtimes when picking the date and setting the times.
 - B. In selecting the place consider:
 1. Adequate space for seating and displays.
 2. Availability of parking space, rest rooms, and coat racks.
 3. Program needs such as microphone, stage, and special skit props.
 4. Convenience of kitchen for food preparation and service.
 5. Determine any rental fee.
 6. Reserve the meeting place well in advance. Follow up on the reservation confirmation a month in advance of the banquet.
2. Depending on pack size, sub-committees can be appointed to handle specific planning responsibilities.

3. Food Sub-Committee

- A. May be the B & G Committee or a sub-committee headed by a B & G committee member.
- B. Select a meal plan: catered dinner
pot-luck dinner
purchased meat with pot luck
side dishes
cake and ice cream desert
- C. Select a menu and determine the cost.
- D. Determine the food preparation and serving needs.
- E. Assign serving and clean-up jobs.
- F. Determine the seating arrangements. Dens should sit together. Guests may be at a head table or placed with dens.

4. Program Sub-Committee

- A. May be the B & G Committee or a sub-committee headed by a member of the B & G Committee.
- B. Set theme for the evening.
- C. Plan entertainment. Consider special entertainment appropriate for a party atmosphere.
 - 1. Parents with special talents
 - 2. Hired performers such as a magician
 - 3. Special skits by the boys or leaders
- D. Make arrangements for any program needs such as public address systems, skit props.
- E. Working with the Cubmaster develop the program agenda. Assign a person to be responsible for each part of the program. Consider special leader recognition.
- F. Consider printing a souvenir program containing the evening's agenda, appropriate recognitions, and awards being presented.

5. Decorations Sub-Committee

- A. May be B & G Committee or a sub-committee headed by a member of the B & G Committee.
- B. General room decorations on the selected theme and with an appropriate party atmosphere should be coordinated with the den leaders or den leader coach.
- C. Table decorations are the responsibility of the individual dens.

6. Publicity Sub-Committee

- A. May be the B & G Committee or a sub-committee headed by a member of the B & G Committee.
- B. Inform all pack families of the date, time, place, and cost.

C. Guest Invitations

1. Consider inviting people who have given the pack significant help and support during the year such as the sponsoring institution head, school principal, Scouting Coordinator, Unit Commissioner, Scoutmaster of local Boy Scout Troop, and District Executive.
2. Written invitations may be sent by the committee or each den may be asked to include a guest or two in their invitation list and prepare their own invitations.

THE BANQUET PROGRAM

When planning the banquet program, remember that it must appeal to the boys as well as the adults. There are no set rules governing the B & G programs. Guest speakers, while attractive to the adults, do not hold the interest of the youngsters. The agenda should be adjusted to for the needs of the pack. Try to limit the program to 1 1/2 hours long, not including the meal.

1. Gathering Period - Have displays and exhibits. Also have Activities to keep the younger children occupied until the meal is ready.
2. Opening Ceremony - This need not be elaborate or lengthy. Remember to involve the boys.
3. Invocation - This may be given by a Cub Scout, pack leader, or invited minister.
4. Dinner or planned food if a meal is not planned - Allow sufficient time to enjoy the food. Two serving lines will facilitate the food service.
5. Welcome and Introduction of Guests - At this time the Master of Ceremonies should recognize pack leaders, guests, and families. Keep comments short and allow plenty of time for applause.
6. Greetings from Head of Sponsoring Institution - These should be short comments to the pack from the head of the sponsoring institution or his representative.
7. Entertainment - Keep the entertainment light and lively, the songs fun and not too long. Consider providing a song sheet so that everyone can sing. If you use special program people, by sure that they are suited for Cub Scouts and their families.
8. Advancements, Awards, Graduation Ceremonies - Make this memorable. The ceremony should be impressive and well presented. Remember, this is what the boys have been

waiting for.

- 9. Recognition of Leaders - Time to present certificates of appreciation to pack leaders, parents and special guests who have helped the pack. Consider using other forms of recognition such as plaques, books, or a round of applause.
- 10. Announcements and thanks - Thank all in attendance and special thanks to the planning committees. Make upcoming pack activity announcements.
- 11. Closing Ceremony - Close with something inspirational or patriotic. Wish everyone goodnight and safe journey home.

SAMPLE GUEST INVITATION

Cub Scout Pack _____
of _____
requests the pleasure of your company for our
Blue and Gold Banquet on the _____ of February, 19____
at _____ o'clock

(Address) _____

R.S.V.P.
(Cubmaster or Den Leader Coach)
Address _____
Phone Number _____

PLANNING CALENDAR - BLUE AND GOLD BANQUET

Annual Summer pack planning meeting.....Set date
September.....Appoint committee
September/October.....Appoint Sub-committees
September/October.....Set theme
September/October.....Secure facility
September/October.....Secure entertainment
November.....Notify den leaders of theme and decorations
November/December.....Select menu/confirm costs
December.....Check on physical needs for entertainment
December.....Check on physical needs for food service
December/January.....Confirm facility reservations
January.....Announce banquet in pack meeting, newsletter
January.....Check on progress of sub-committees
3 weeks ahead.....Deliver, mail invitations
2 weeks ahead...Notify area news media for free announcements
1 week ahead(depending on meal).....Collect meal money
Day of Banquet.....Decoration and other preparations
Banquet Time.....Relax and HAVE FUN

BLUE AND GOLD CEREMONIES

BLUE AND GOLD CANDLE OPENING

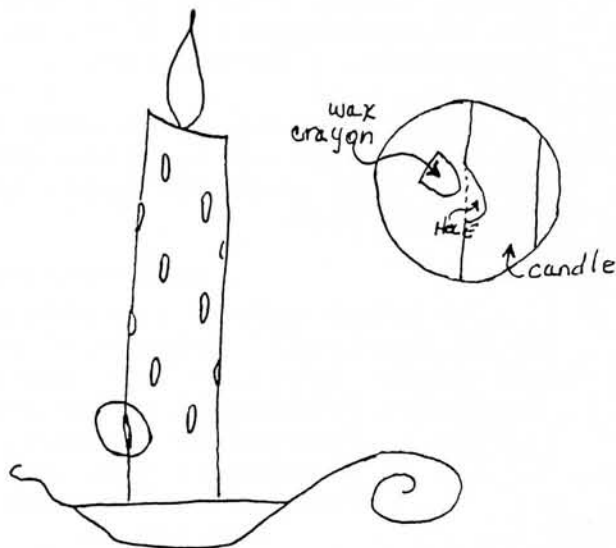
Personnel: Cubmaster
Equipment: Tall white candles prepared as directed below.
Staging: Prepare 1 candle for each den. Have candles on a stand or in area of central attention. Cubmaster lights candles at beginning of the ceremony. Let candles burn through the evening.

Cubmaster: Our candle stands tall, straight, and white.
It burns and gives forth inspiring light.
As it's light shines forth you will see
Our colors blue and gold are real as can be.
As the blue burns, think of truth and loyalty.
The sky blue; steadfastness, and spirituality.
When the gold shines forth, be of good cheer,
And think of happiness and sunlight so clear.
As our candle's flame reaches toward the sky so
blue,
Let us ask the Lord to give us wisdom to lead
each boy straight and tall
And be inspired to give to God and our country
our all.

(As the candle burns, it will drip blue and gold wax decoratively down the side of the candle.)

Candle Preparation:

Drill 1/4" dia. holes every 2 inches down the opposite sides of the candle and fill holes with blue and gold crayon scraps. Cover entire candle with melted paraffin which has been whipped with an egg beater. Be sure to use beaters which can be thrown away if need be.



FREEDOM OPENING

Personnel: Narrator, Cub Scout
Equipment: American flag, spotlight or large flashlight,
gag, blindfold, heavy cord.
Staging: Cub Scout stands near American flag. He is
bound, gagged, and blindfolded.

Narrator: This is an American boy.
The American Revolution won him freedom.
(Narrator removed bonds.)

The Constitution guarantees him freedom of
speech.
(Remove gag.)

A free education gives him the ability to read
and understand.
(Remove blindfold.)

Help Cub Scouting teach him to preserve and to
enjoy his glorious heritage and to become a good
citizen.
(Turn out lights in room. Spotlight the flag.)

Let us pledge allegiance to the American flag.

CLOSINGS

What is Scouting? Boys and families doing things
together. A smile on a boy's face when he is presented his
Bobcat badge. A tear in a boy's eye when his pinewood derby
car is disqualified. A cut on a finger when a boy first uses
a penknife. A sneeze when he caught cold on his first camp-
out.

All of these, plus many more; they are the experience
and challenges of tomorrow and the memories of yesterday. Cub
Scouts, last year was good. Let's look forward to a great
year next year.

I asked myself a question today: "What does it mean to
be an American?" There were several answers..and they were
all good. Being an American means I have a multitude of
freedoms: Freedom to think and to say what I think...

Freedom to Worship...

Freedom to try, and freedom to fail...

Freedom to stand up straight and look the world in
the eye...

These freedoms were not of my doing. They were here long
before I was born. My forefathers, and yours, fought to win
them. I have four guarantees they will remain: The
Declaration of Independence, the Constitution, my fellow
Americans and myself. No man could ask for more.

BLUE AND GOLD ADVANCEMENT

Personnel: Cubmaster, Pack leader dressed as an old man.
Equipment: Awards table, rocking chair, old Scout book, spotlights or large flashlights.
Staging: Lights dimmed, rocking chair to the side of award table, spot lights on table and rocking chair. Cubmaster on stage, pack leader dressed as old man carries old Scout book (notes inside). Old man is off stage.

Cubmaster: Folks, I am sorry for the delay, but we are waiting for a very special guest. He is a real veteran. He can't get around very well and he is really old.

Old Man: (Enters) Now wait there a minute, Sonny. I've got a few years behind me, sure, but I got a lot of good years left.

Cubmaster: Well, Mr. Gold, it certainly is nice to see you again. Cub Scouts, ladies and gentlemen, I have the honor of introducing our guest, Mr. Gold, Mr. Blue N. Gold.

Old Man: (Waves to crowd) Well, howdy folks! (Sits in rocker.)

Cubmaster: As you know Cub Scouting has been going on for over fifty years. What you may not know is that Boy Scouting, of which Cub Scouting is a part, has been in the USA for more than 75 years. Mr. Gold has been a part of Scouting from the very beginning. I've asked him to tell us what Cub Scouting was like in the early days.

Old Man: Well, in the old days we were a lot tougher, so we had a tough program even from the beginning. This was so, even for the Bobcats.

Cubmaster: Will the following Cub Scouts please join us. (Reads Bobcat names, have them sit around Mr. Gold)

Old Man: In the old days before you were truly a Cub Scout you had to learn to live by the Cub Scout promise and the Law of the Pack. You had to know the Cub Scout sign, handshake, salute, and motto.

Cubmaster: Cubs, please stand and come over by me. Mr. Gold, these Cub Scouts had to do those things too. Tonight we award these boys the Bobcat award because they have earned it. Mr. Gold, will you do the honors?

Old Man: Well, I'll be. I'd be glad to help. (Present awards, sit down in rocker.) Well, where was I? The next rank in the old days was Wolf. You had to work harder than for Bobcat. I guess the requirements then were a little harder than today.

Cubmaster: Will the following Cub Scouts please join us? (Reads Wolf names, have them sit around Mr. Gold)

Old Man: Back in my day the trail of the Wolf took effort and work. You had to learn about the flag, home, community, conservation, and safety. You learned about knots, collections, good health and books. And you had fun at the same time. And then if a Cub Scout wanted more, we had arrow points we could earn.

Cubmaster: Cubs, line up over there while I tell Mr. Gold something. Mr. Gold....

Old Man: Mr. Cubmaster, it's time you called me Blue. Mr. Gold was my father.

Cubmaster: OK, Blue. These Cub Scouts have had to meet all those challenges and have earned the Wolf rank. Blue, would you help me honor them?

Old Man: I didn't know that. I'd be honored to help. (Gives awards, sits down in rocker.) Well, I guess you can learn something, even at my age. Let me go on, the next rank was Bear. And I guess that the requirements are as hard today as they were then.

Cubmaster: Will the following Scouts join us? (Read Bear names, have them sit around Mr. Gold.)

Old Man: To earn Bear rank in the old days, the Cubs had to work a lot harder than they did for Wolf. It was that way because older boys needed more of a challenge. They learned about ropes, woodworking, folklore, and outdoor games.

Cubmaster: Cubs, come here by me. Blue, I'm proud to tell you that these Cub Scouts have done that and more. Then have gone on beyond the Wolf and earned the Bear rank. Blue, you have the honor of presenting these awards.

Old Man: Well, I am impressed and proud to give these awards. (Presents awards, sits back in rocker.) I think I've got you now. The Lions rank really required a lot. I'm sure your Cub Scouts haven't worked nearly as hard for their Lion badges.

Cubmaster: Will the following Webelos Scouts please join Blue and me? (Reads Webelos names, have them stand around Blue.) Blue, I know that in the past there was a Lion Badge program that was quite a challenge.

Old Man: You can say that again, Sonny.

Cubmaster: However, we have a program called Webelos - A separate program for older boys that prepares them for Boy Scouts. It has crafts, sports, outdoor activities and camping.

Old Man: Sonny, that sounds great. Can we, together, past and present, present these Webelos awards? (Present awards.) Well, I'll be going now. You folks are doing a great job. So long. Keep up the good work, Cub Scouts. (Old man exits.)

BLUE AND GOLD INVOCATIONS

Cub Scout Prayer

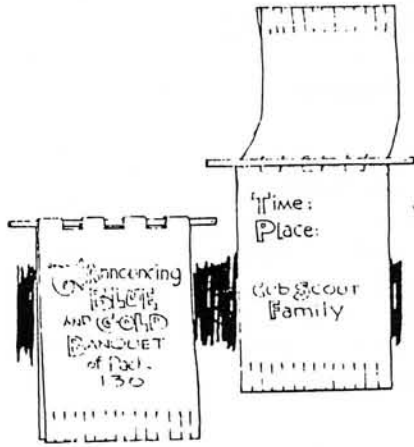
O, Lord that I will do my best
I come to thee in prayer.
Help me to help others every day
And teach me to be square.
To honor Mother and Father
And obey the Cub Scout Law, too.
This I ask that I may be loyal
Cub Scout and true.

Amen

Cub Parent's Prayer

Look down upon my son, Dear Lord,
This smiling Cub of mine.
Please take his hand along the way,
So he may never stray.
Bless my son tonight, Dear Lord
And help him walk with Thee.
Give him comfort, warmth, and love;
He's all the world to me.
Bless his daily efforts,
And make them strong and true;
For life's a heavy burden,
And we're all in need of you.

Amen

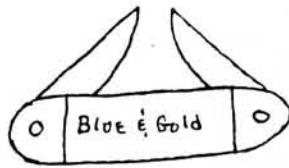


You're

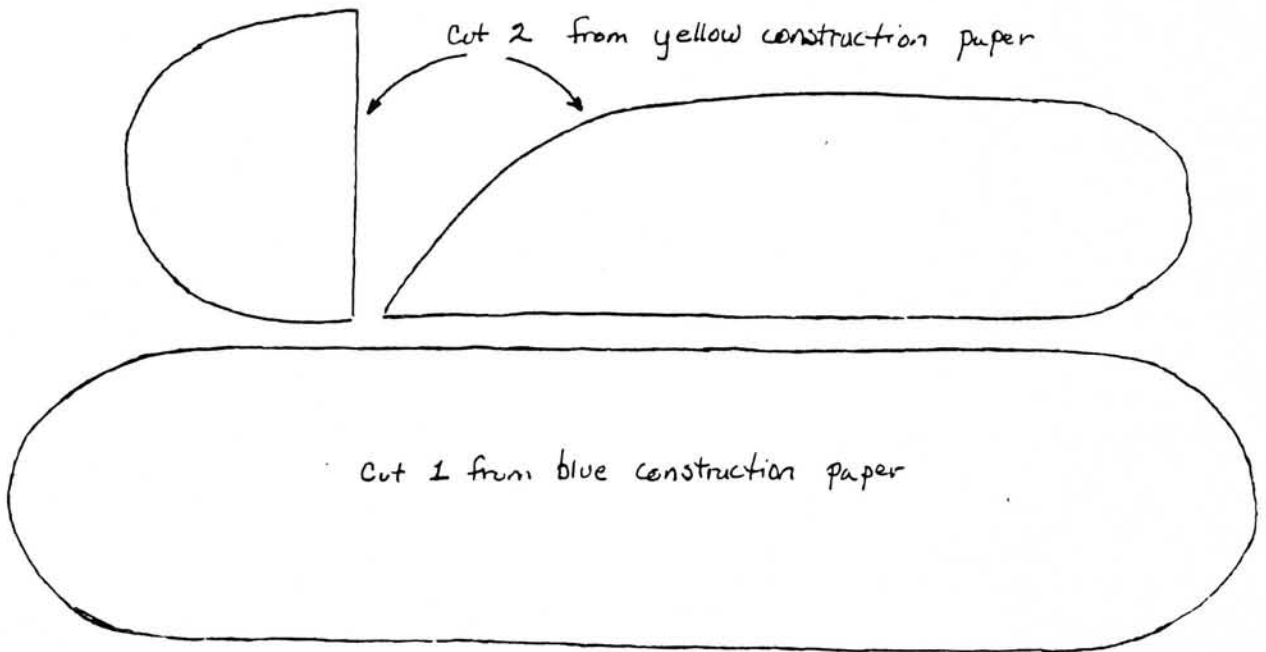
Invited

BANNER INVITATIONS. Cut blue or gold construction paper in 4 x 10-inch pieces and fold in half. Notch top and glue on dowel to make double banner. Cut fringe in bottom. Mark with blue or yellow marking pen. Have each boy make one to take home to his family.

PEN KNIFE INVITATION



Place, Date are written on the knife blades.



BANQUET GAMES


CUB SCOUT INTELLIGENCE TEST

Hand out copies of the following test to the people attending the banquet. If their answers are correct, they will find an appropriate message.

1. If you ever saw a cow jump over the moon, write V in spaces 14 and 18. If not, write a C in these spaces.
2. If X comes before G in the alphabet, write a Z in spaces 1 and 10. If it comes after G, write an H in these spaces.
3. If 31,467 is more than four dozen, write an I in spaces 7 and 22. If not, do nothing.
4. If you like candy better than mosquitoes, write A in spaces 2 and 12. If not, you'd better see a doctor.
5. If elephants are pink, write the fourth letter of the alphabet in spaces 6 and 16. If not, write the second letter in these spaces.
6. If Shakespeare wrote "Twinkle, Twinkle Little Star", put a Q in spaces 15 and 20. If not, write a U in those spaces.
7. If black and white are opposites, write Y in spaces 5 and 13. If not, write nothing.
8. If 8 quarts make a pint, draw a star in spaces 9 and 21. If not, write a T in those spaces.
9. If blue and gold are the Cub Scout colors, write an S in space 17 and a P in spaces 3 and 4.
10. If summer warmer than winter, put a D in space 11 and an R in space 8.
11. If Cub Scouting comes after Boy Scouting, put a Y in space 19. Otherwise, put an O in that space.
12. If October comes after November, put a B in space 23 and an F in space 24. If not, put an N in space 23 and a G in space 24.
13. If you think this is foolish, read the message you have written

|_| |_| |_| |_| |_| |_| |_| |_| |_| |_| |_| |_| |_| |_| |_| |_|
1 2 3 4 5 6 7 8 9 10 11 12 13 14 15 16

|_| |_| |_| |_| |_|
17 18 19 20 21 22 23 24.



CUB SCOUT TRAIL

S O W S T N I O P W O R R A S
 A L O E R U T R I N R U F S W
 N U R M L P A K P L O P Q T K
 D R K A K E L A S T H T J N D
 P E U G B Z C T C E H I D E I
 A V L B W K A T D G L D A M L
 A L V C P C E A I G A S A E Z
 T I F L B D U L T V I N E V K
 G S Y O B L F N I E E N Y E A
 W E B E L O S T P A P S K I T
 G F L O W G F P Q S R I B H I
 T F D O Y O U R B E S T K C U
 Z E R C P O N E D L N T M A A
 G R N N Y E U S E G D A B W I
 A P U N I F O R M R T W T D C

BOBCAT
 BEAR
 BADGES
 BOYS
 GAMES
 TRAIL
 SILVER

WOLF
 UNIFORM
 DEN
 FUN
 SKIT
 ACHIEVEMENTS
 ELECTIVES
 ARROW POINTS

WEBELOS
 AKELA
 PACK
 ARROW OF LIGHT
 PUPPETS
 GOLD
 DO YOUR BEST

This puzzle has 22 important words for Cub Scouts in it. Check in every direction: up, down, diagonally, and across to see if you can find them.

Overeater's Applause - Looking uncomfortable, rub stomach and say slowly: "I can't believe I ate the whooooole thing."

BANQUET DECORATIONS

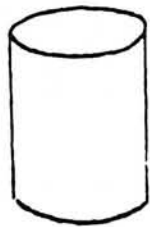
Preparing the room and tables for the Blue and Gold Banquet is part of the fun of the event for the boys and the den leaders. The decorations will set the stage for the evening and put everyone in a party mood. It is very important that the decorations are boy made. Use the banquet theme as a guideline.

Suggestions for banquet decorations and favors are:

- Table centerpiece
- Napkin rings
- Nutcups
- Corsages for mothers
- Place mats
- Boutonniere for dad
- Place cards
- Party favors for children

Don't forget the invitations!

NUTCUPS




Start with a 2" to 2½" section of cardboard roll

..... then use your imagination.

COVER WITH
COLORED PAPER

CARDBOARD BASE
COVERED WITH
CREPE PAPER RUFFLE




COVER WITH
RED AND WHITE
STRIPED PAPER

GLUE ON BLUE
PAPER BAND

GLUE TO RED CARDBOARD
CIRCLE BRIM FOR AN
UNCLE SAM HAT

CUT OUT FRONT AND COVER
OPENING WITH PLASTIC WRAP



COVER REST WITH
FOIL FOR
ASTRONAUT
HELMET


GLUE ON
CARDBOARD BASE



OR GLUE ON
CUT-OUTS OR
STICKERS




OR USE A LONGER
SECTION OF ROLL
FOR INDIAN TOTEM



TIGER CUB PLACEMAT PATTERN

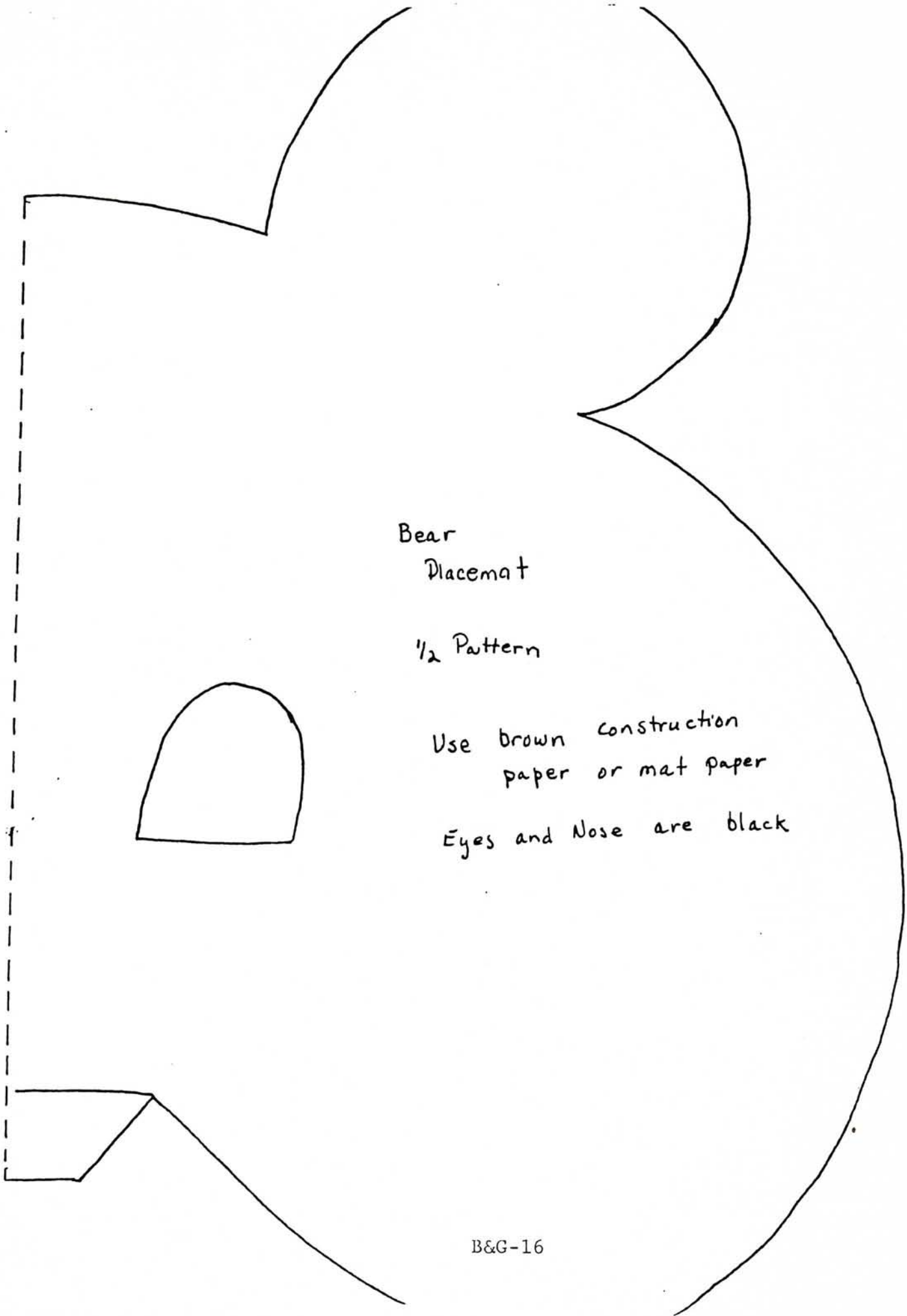


Bobcat Placemat
1/2 Pattern



Use yellow construction pattern
or mat paper

Eyes are black



Bear
Placemat

1/2 Pattern


Use brown construction
paper or mat paper

Eyes and Nose are black

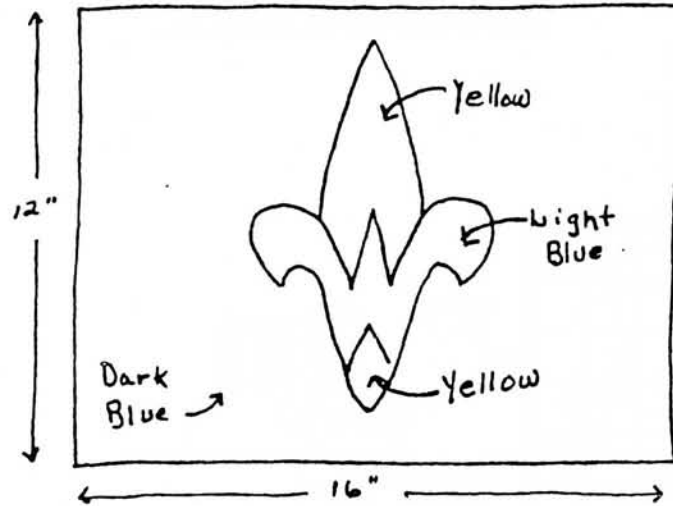
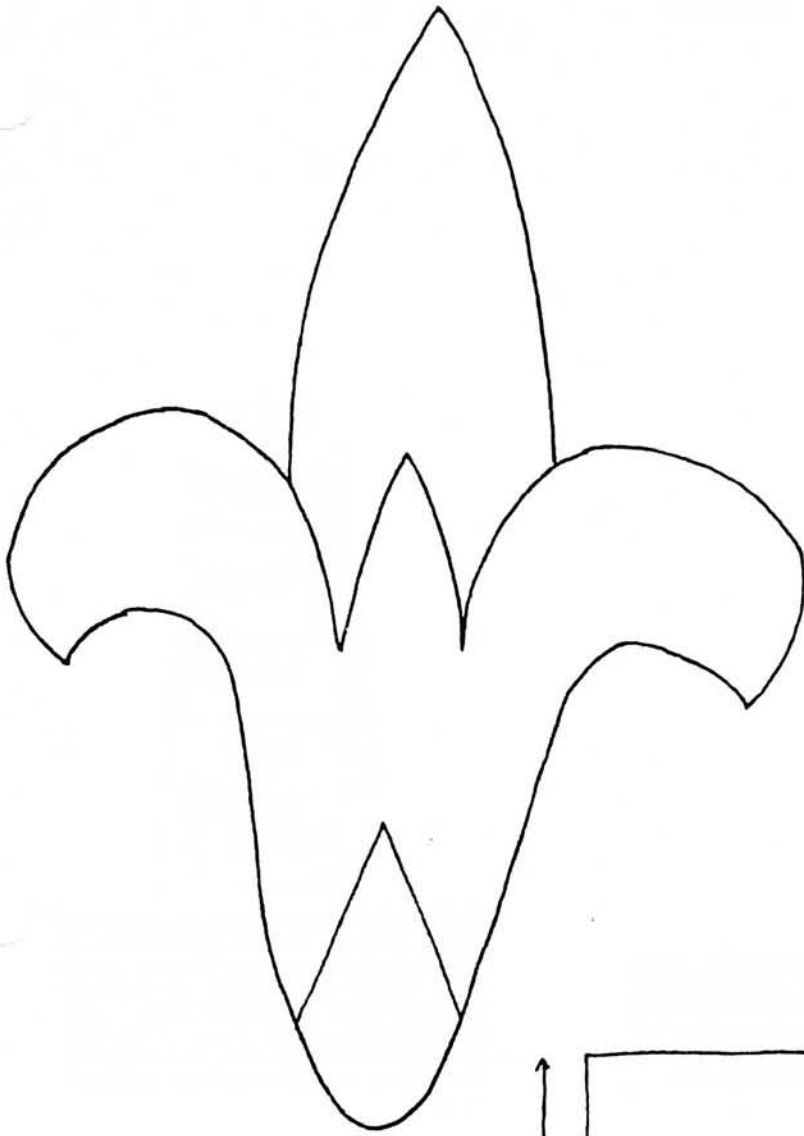
Wolf Placemat
1/2 Pattern

Use grey construction paper
or mat paper

Eyes are black




Webelos
Placemat




Centerpiece Ideas




ARROW OF LIGHT CENTERPIECE. Cut arrow from rigid plastic foam block or scrap wood. Drill holes for seven candles. Use blue and yellow candles. Bows of same colors may be tied at base of candles.



ACCORDION TABLE RUNNER. Each den member makes a drawing of one of the Wolf or Bear achievements on a 5 x 7-inch card. Tape cards together. (If you have photos of den activities, they might be used instead of drawings.)



DEN CAKE CENTERPIECE. Use hat boxes and ice cream containers to build up cake. Have a real birthday cake on top, big enough to feed the den's families. Cub Scout figures are pipe cleaners with plastic foam ball heads; cut hats from blue construction paper and trim with yellow marking pens.

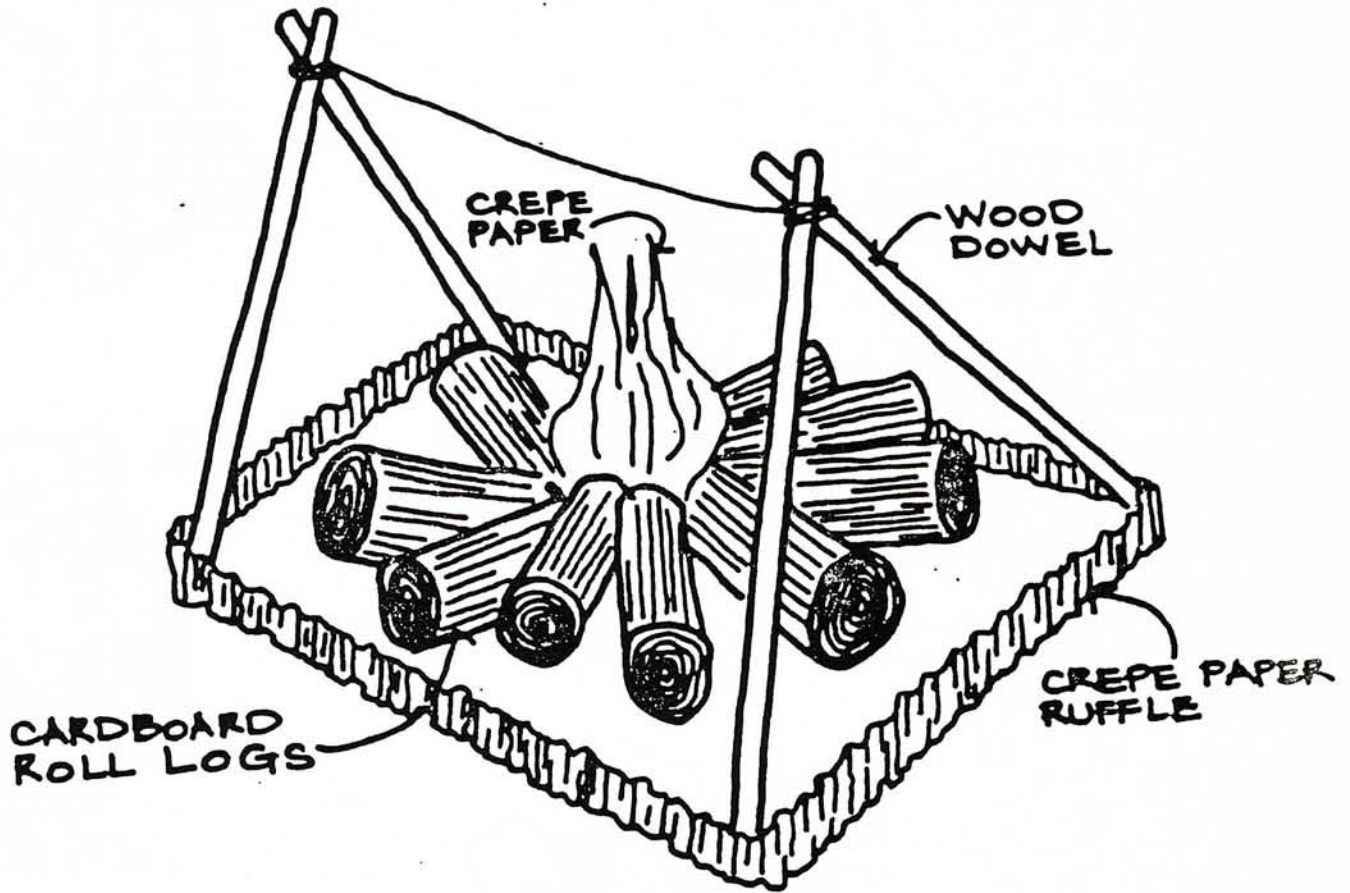


CENTERPIECE. Using grid method, enlarge figure and cut from 1/4-inch plywood. Cut slot in scrap wood base and glue in figure. Glue thin dowel to hand for flagstaff. Decorate as desired.



DEN FAMILY TREE CENTERPIECE. Fill coffee can with plaster of paris and insert branch. Tape on animal heads silhouettes with family names. For another centerpiece, see page

CENTERPIECE



Whelos Scouts will like this centerpiece because it reminds them of something they like to do...camp.

Seal the ends of cardboard rolls with tape on brown paper. Cover the rolls with crumpled brown paper, using a fine-line marking pen to make markings resembling bark.

Flame is a chicken-wire base covered with red and yellow crepe paper

Campfire is assembled on a decorated box lid. Dowels, lashed together at the top are used for supports. You may wish to hang a miniature pot over the fire.

Napkin rings, place cards and favors can all be made in the shape of logs to match the centerpiece.


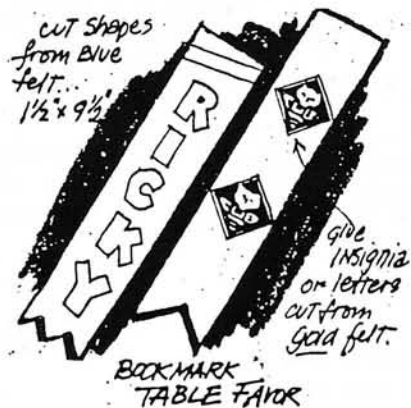
Place mats could be a construction paper rectangle (about 12" x 16") on it.



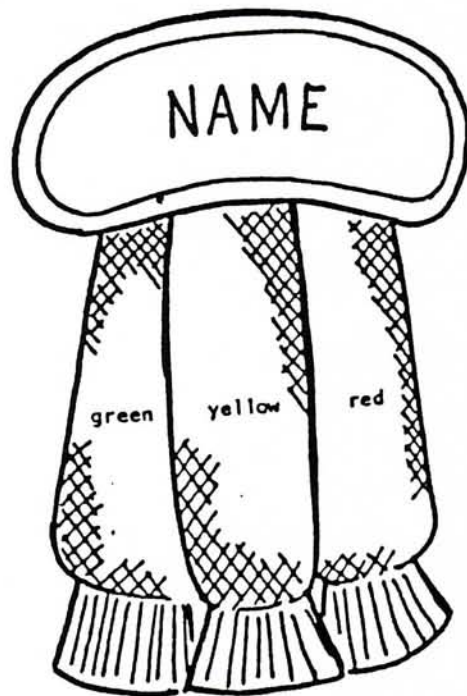


Table Decorations



Fold 4" square of paper twice.



ADVANCEMENT TOTEM PLACE CARD. For base cut 4-inch square from 1/2-inch thick scrap wood. Drill hole in center for 1/4-inch dowel stick about 7 inches long. Write Cub Scout's name on base. As the boy advances, he paints or pastes the new symbol of rank on a thread spool and puts it on dowel. After the blue and gold banquet, keep the totem at home or in den meeting place.



BANQUET SONGS

Get together are made for singing and the Blue and Gold Banquet is no exception. Have songs appropriate for the occasion, not too difficult and with a familiar tune. Have a designated song leader (a single person or perhaps a whole den) and have song sheets or words printed in the program.

Resource:

Use your
Cub Scout
songbook!



THE BANQUET

(Tune: "On Top of Old Smokey")

Our Blue and Gold Banquet's
The best one in town!
We celebrate Scouting
While gulping food down!

Cub Scouting's a pleasure,
And eating is too!
So pass the fried chicken,
Yea, Gold and Blue!

CUB PLEDGE

(Tune: "America")

Cub friendships, pure and deep,
We promise we will keep
Our pledge to thee.
We'll honor and obey
Akela all the way,
And when we graduate,
Good Scouts we will be.

O BLUE AND GOLD

(Tune: "O Tannenbaum")

O Blue and Gold, O Blue and Gold,
You know it stands for truth untold.
O Blue and Gold, O Blue and Gold,
The youth that wear it aren't so old.

So carry on your colors bright,
Until the whole world you will light.
O Blue and Gold, O Blue and Gold,
The memories live though we grow old.

BANQUET/BIRTHDAY SONG

(Tune: "On Top of Old Smokey")

We were all at the banquet, on Blue and
Gold Day,
The whole family came there, to eat and
to play.

Then somebody told me we're more than
fifty years old,
I could not believe what I had been told!

Then they brought out the cake, with
candles a-top,

I counted the candles and I didn't stop.
Now, how could a Cub Scout be that many
years old?

If I live that long, I'll be starting to
mold!

Then somebody told me an astonishing fact,
That the Boy Scouts are older than that!
My den leader told me that I shouldn't fret,
That's the age of Scouting - I'm not that
old yet.

FINEST PACK OF CUB SCOUTS

(Tune: "Yellow Rose of Texas")

We're the finest pack of Cub Scouts
That you have ever seen.

We're loyal and we're honest,

We're never rude or mean.

We're proud to wear our uniform,

We like the gold and blue,

You know that you can count on us

To live our Promise true.

We follow our Akela,

We always do our best,

We work on our advancement,

We rarely stop to rest.

We learn while earning badges

Cub Scouts know more than most,

We learn to be good citizens

About that we can boast.

MORE SONGS FOR THE BLUE AND GOLD

I Met An Engine On A Hill

Tune: Yankee Doodle

I met an engine on a hill all hot and broken-hearted,
And this is what he said to me as up the hill he started.
I think I can, I think I can, at any rate I'll try it,
I think I can, I think I can, at any rate I'll try it.

He reached the top and looking back to where he stood
and doubted,

He started on the downward track and this is what he
shouted:

I knew I could, I knew I could, I never should have

doubted,

I knew I could, I knew I could, I never should have

doubted.

And so to all you Cubs and Scouts

Whenever you're downhearted,

Remember what the engine said

As up the hill he started.

Travelin' Song

Tune: Home on the Range

Oh, give us a train, or a boat, or a plane,
That will carry us Cubs far away;

To Paris or Rome -- let us wander and roam

And find new things to do every day.

Re ---lax on the trail

Float over the waves all day,

Or glide through the clouds

Far over the crowds,

But be home before five every day.

On a broomstick we'll ride, in a rowboat we'll glide:

Take a trip to the moon in a rocket:

And our trip will be fun -- but it soon will be done

If we happen to hit an air pocket!

Up .. Up .. and away!

Let us orbit the far distant sun,

Or deep on the floor


Of the sea, let's explore

And as Cubs always have fun!

(See Cub Scout Songbook For:
Train Song, Down By The
Station, I've Been Working
On The Railroad)



PROGRAM COVER SUGGESTIONS



"SCOUTING FOR A BETTER WORLD"



HELP MAKE IT HAPPEN - FOR THEM.

BLUE & GOLD BANQUET '88

